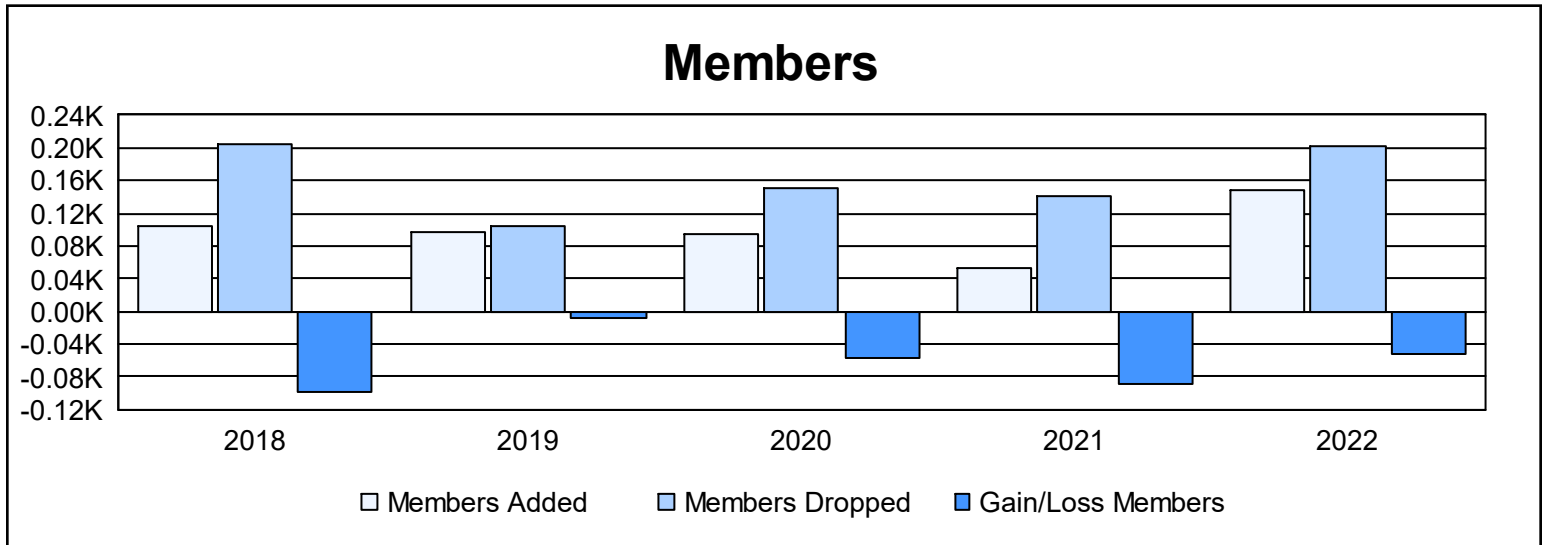
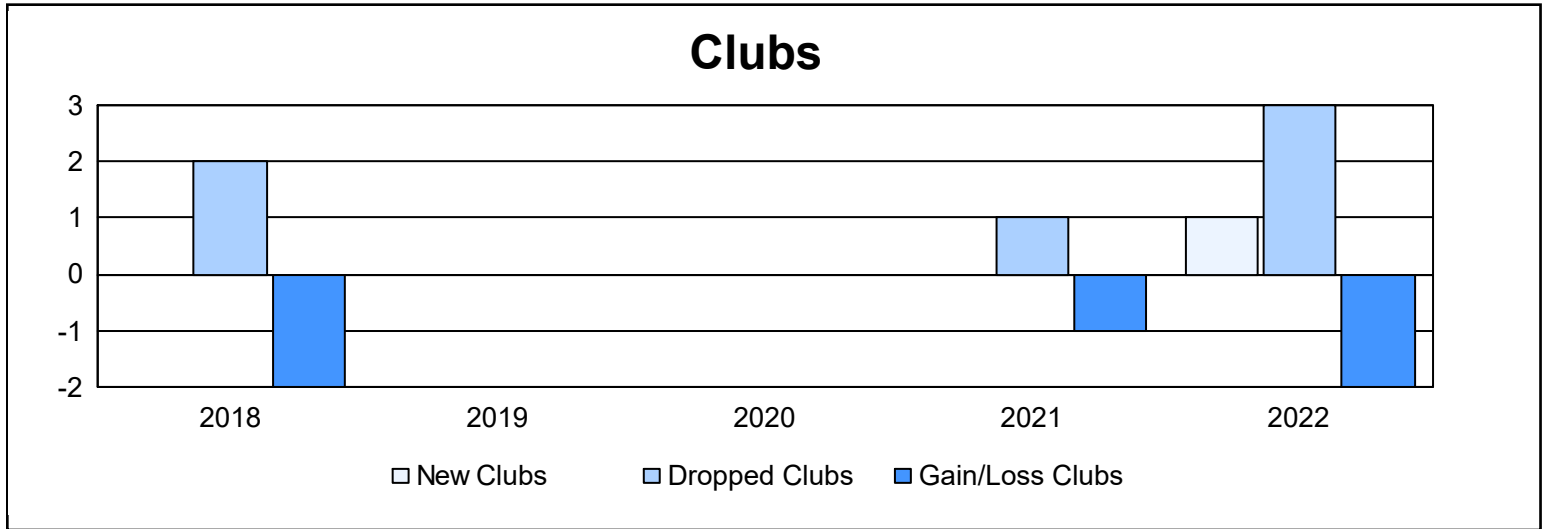
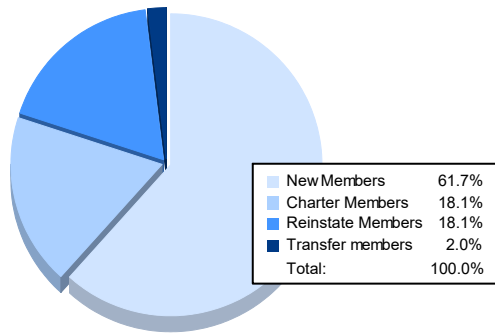


Year	New Clubs	Dropped Clubs	Gain/ Loss Clubs	New Members	Charter Members	Reinstate Members	Transfer Members	Total Member Added	Total Members Dropped	Gain/ Loss Members
2017-2018	0	2	-2	99	1	1	4	105	204	-99
2018-2019	0	0	0	84	0	8	5	97	104	-7
2019-2020	0	0	0	81	2	3	9	95	151	-56
2020-2021	0	1	-1	47	0	5	1	53	142	-89
2021-2022	1	3	-2	92	27	27	3	149	201	-52
<b>Average</b>	<b>0</b>	<b>1</b>	<b>-1</b>	<b>81</b>	<b>6</b>	<b>9</b>	<b>4</b>	<b>100</b>	<b>160</b>	<b>-61</b>



### Membership Composition June 2022 Cumulative



### Gender Composition June 2022 Cumulative

